

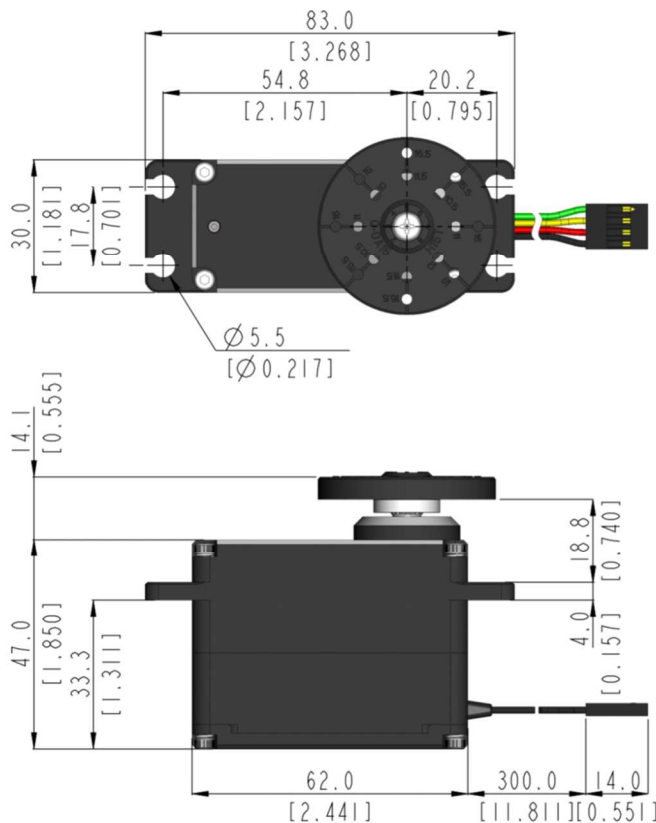


# MDB1200WP-CAN General Specification.



Control System	CAN 2.0A,B		-
Position Sensor Type	Contactless Magnetic Encoder		-
Motor Type	BLDC		At the Max voltage, it is recommended to be used only for a short time duration.
Operating Voltage Range	4.0 ~ 8.4V		
Voltage	-	6.0V	7.4V
No Load Speed	-	0.22sec/60°	0.18sec/60°
Stall Torque	-	100.0kgf-cm (1,388.74oz-in)	110.0kgf-cm (1,527.61oz-in)
Peak Efficiency Torque	-	20.0kgf-cm (277.75oz-in)	22.0kgf-cm (305.52oz-in)
Standing Current	-	30mA	30mA
No Load Running Current	-	700mA	750mA
Stall Current	-	5,000mA	4,300mA
Deadband	-	n/a	n/a
Operating Travel	Servo Mode : ±60°(Default), ±150°(Programmable) / Turn Mode : 32760 Turns		F/W v1.5 or Higher version
Continuous Rotation	n/a		-
Operating Temperature Range	-20°C ~ +60°C (-4°F ~ +140°F)		-
Storage Temperature Range	-30°C ~ +80°C (-22°F ~ +176°F)		-
Connector Wire Length	300mm (11.811inch)		
Connector Wire Gauge	20AWG		
Dimensions	62.0mm x 30.0mm x 47.0mm (2.441inch x 1.181inch x 1.850inch)		General Tolerance ±0.1mm
Weight	260.0g (9.171oz)		Excluding the weight of Horn
Bearing Type	2 Ball Bearing & Needle Bearing		-
Case Material	Aluminum Alloy		-
Gear Material	5 Hardened Steel Gears		-
Gear Train Backlash	Max 0.5°		-
Horn Gear Spline	15T(Ø8)		-
IP-Rating	IP67		-
Servo Amplifier Type	32bit Programmable Digital		-



3:5 Scale (Unit : mm[inch])

